
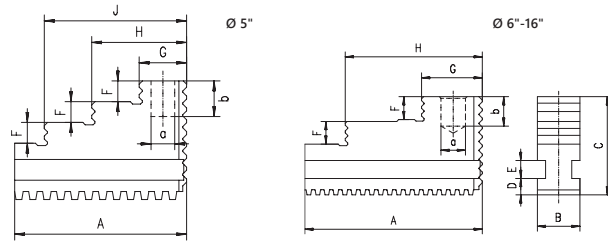


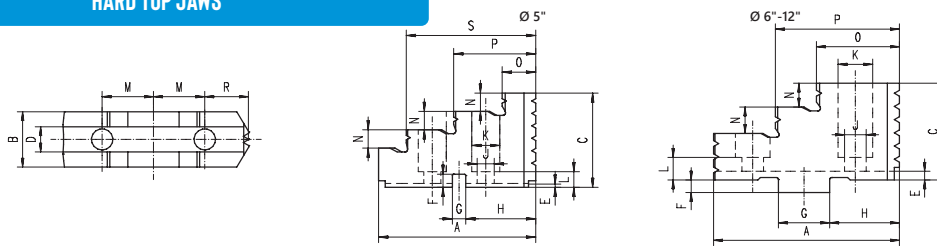
- 1
- 2
- 3
- 4
- 5

## HARD SOLID JAWS



BISON Chuck Type	Chuck Size	Code No. 3 pc set	A [in]	B [in]	C [in]	D [in]	E [in]	F [in]	G [in]	H [in]	J [in]	a [in]	b [in]	Weight lbs / pc.	
Ø 5"-12"	34**	5"	7-979-205	2.28	0.55	1.57	0.26	0.28	0.28	0.63	1.26	1.89	0.31	0.47	0.88
	34**	6"	7-979-206	2.72	0.79	1.77	0.30	0.35	0.31	1.02	2.28	-	0.39	0.47	2.20
	34**	8"	7-979-208	3.54	0.87	1.97	0.31	0.35	0.45	1.30	2.85	-	0.47	0.59	3.31
	34**	10"	7-979-210	4.27	1.02	2.36	0.39	0.43	0.55	1.42	3.27	-	0.59	0.79	5.73
	34**	12"	7-979-212	5.20	1.26	2.76	0.47	0.55	0.67	1.63	4.11	-	0.79	0.79	9.70

## HARD TOP JAWS



BISON Chuck Type	Chuck Size	Code No. 3 pc set	A [in]	B [in]	C [in]	D [in]	E [in]	F [in]	G [in]	H [in]	J [in]	K [in]	L [in]	M [in]	N [in]	O [in]	P [in]	R [in]	S [in]	Weight lbs / pc.	
Ø 5"-12"	34**	5"	7-979-305	2.32	0.79	1.42	0.55	0.06	0.20	0.20	1.02	0.25	0.41	0.24	0.39	0.28	0.63	1.22	0.73	1.85	0.44
	34**	6"	7-979-306	2.48	0.79	1.28	0.31	0.12	0.18	0.71	0.91	0.33	0.53	0.35	0.63	0.30	1.02	1.54	0.63	-	0.44
	34**	8"	7-979-308	2.83	0.87	1.52	0.39	0.14	0.20	0.79	1.06	0.33	0.53	0.35	0.79	0.37	1.26	1.89	0.67	-	0.66
	34**	10"	7-979-310	3.54	1.18	1.97	0.47	0.14	0.20	0.79	1.18	0.51	0.75	0.28	0.79	0.55	1.59	3.19	0.79	-	1.54
	34**	12"	7-979-312	4.13	1.38	2.11	0.47	0.14	0.26	1.02	1.39	0.51	0.75	0.61	1.06	0.59	1.57	3.74	0.84	-	2.43