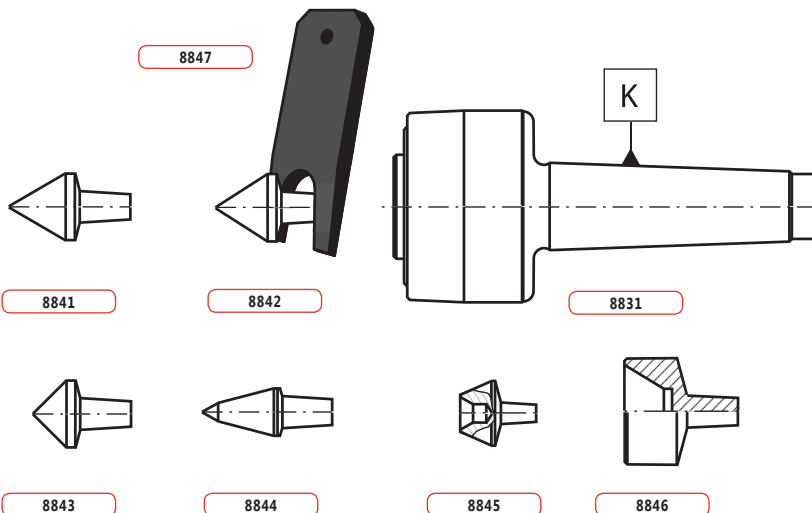


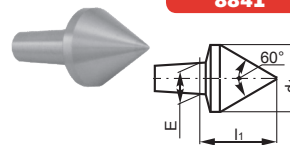
8831-KPL

- Revolving centers with interchangeable inserts
- Set provided with main body and seven different inserts in plastic case



K MT	Max. weight [lbs]	RPM	Max. concentr. error [in]		Code No.	
			Precision	Standard		
2	154	5,000	0.0004	0.0008	7-571-002	7-571-0020
3	264	4,000	0.0004	0.0008	7-571-003	7-571-0030
4	616	3,000	0.0004	0.0008	7-571-004	7-571-0040
5	1,430	2,500	0.0006	0.0012	7-571-005	7-571-0050
6	2,640	2,000	0.0006	0.0012	7-571-006	7-571-0060

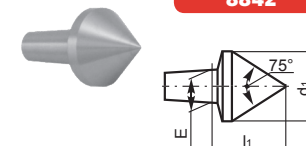
8841



Code No.	W*	d ₁	E	l ₁
7-571-202	2	0.71	0.28	0.83
7-571-203	3	0.98	0.47	1.10
7-571-204	4	1.10	0.59	1.20
7-571-205	5	1.57	0.87	1.67
7-571-206	6	2.36	1.10	2.42

*Size

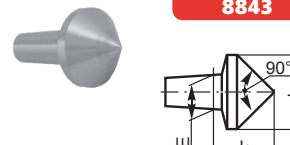
8842



Code No.	W*	d ₁	E	l ₁
7-571-302	2	0.71	0.28	0.69
7-571-303	3	0.98	0.47	0.91
7-571-304	4	1.10	0.59	0.98
7-571-305	5	1.57	0.87	1.34
7-571-306	6	2.36	1.10	1.99

*Size

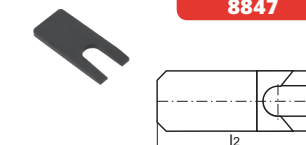
8843



Code No.	W*	d ₁	E	l ₁
7-571-402	2	0.71	0.28	0.59
7-571-403	3	0.98	0.47	0.75
7-571-404	4	1.10	0.59	0.83
7-571-405	5	1.57	0.87	1.10
7-571-406	6	2.36	1.10	1.57

*Size

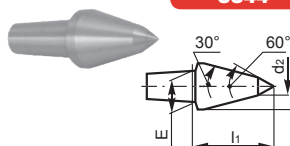
8847



Code No.	W*	l ₁	l ₂
7-571-902	2	0.79	1.97
7-571-903	3	1.18	2.76
7-571-904	4	1.77	3.94
7-571-905	5	2.17	4.72
7-571-906	6	2.56	6.30

*Size

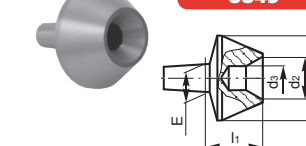
8844



Code No.	W*	d ₁	d ₂	E	l ₁
7-571-502	2	0.59	0.24	0.28	1.06
7-571-503	3	0.71	0.31	0.47	1.22
7-571-504	4	0.98	0.47	0.59	1.59
7-571-505	5	1.10	0.51	0.87	1.79
7-571-506	6	1.57	0.71	1.10	2.50

*Size

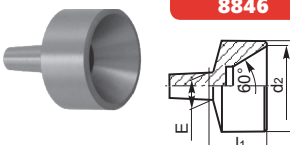
8845



Code No.	W*	d ₁	d ₂	d ₃	E	l ₁
7-571-602	2	1.10	0.47	0.24	0.28	0.73
7-571-603	3	1.57	0.75	0.39	0.47	0.94
7-571-604	4	2.17	0.87	0.39	0.59	1.44
7-571-605	5	2.76	1.26	0.39	0.87	1.65
7-571-606	6	3.94	1.97	0.59	1.10	2.20

*Size

8846



Code No.	W*	d ₁	d ₂	E	l ₁
7-571-702	2	1.10	0.94	0.28	0.85
7-571-703	3	1.57	1.38	0.47	1.04
7-571-704	4	2.17	1.89	0.59	1.54
7-571-705	5	2.76	2.48	0.87	1.85
7-571-706	6	3.94	3.54	1.10	2.44

*Size

1
2
3
4
5
6

8831-KPL